

Overview - Public Entities Quarterly Reporting

Approved receipts

221,7

43,1%

Approved spending

199,7

32,4%

Surplus/(deficit)

22,0

- ☐ R billion
- ☒ R million
- ☐ R thousand

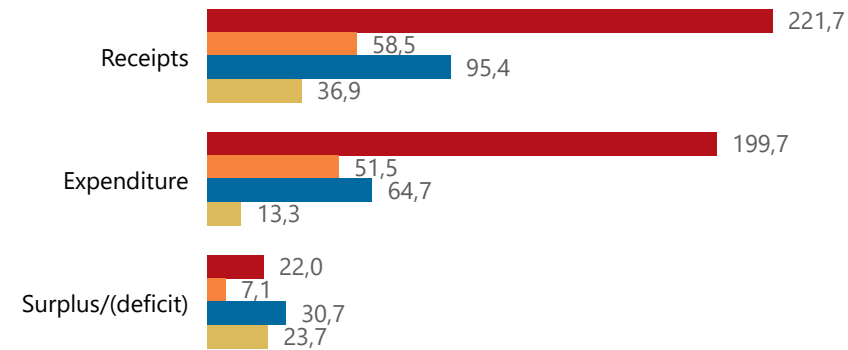


national treasury

Department:
National Treasury
REPUBLIC OF SOUTH AFRICA

Consolidation

● Approved ● Forecast ● YTD ● Variance



Composition of receipts



Quarter

1

Cluster

All

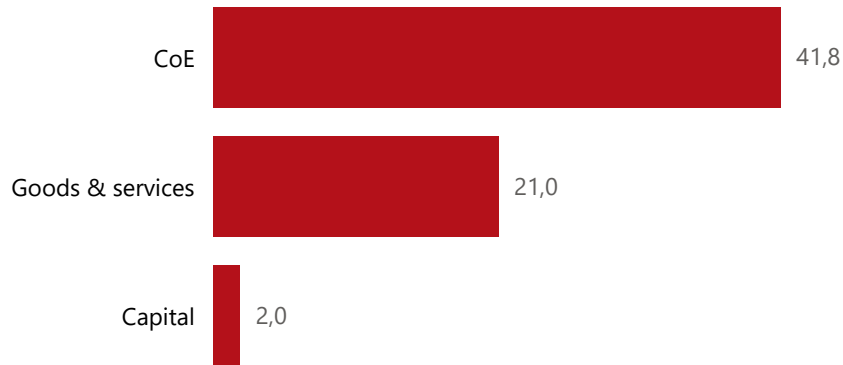
Department

Sport, Arts and Culture

Entity

Iziko Museums of Cape Town

Composition of spending



Functional grouping



Spending by PFMA schedule



Public Entities Receipts

Approved sales of G&S

16,1

32,2%

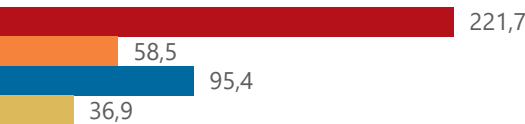
Approved transfers

205,6

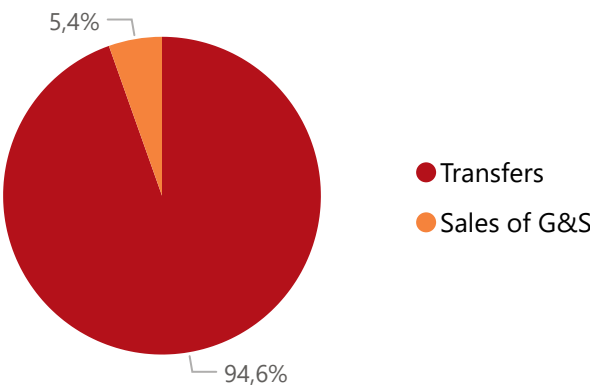
43,9%

Actual vs Forecast


● Approved ● Forecast ● YTD ● Variance



Composition of receipts



Top 5 Receipts



Quarter

1

Cluster

All


Department

Sport, Arts and Culture

Entity

Iziko Museums of Cape Town

Top 5 Transfers



Receipts

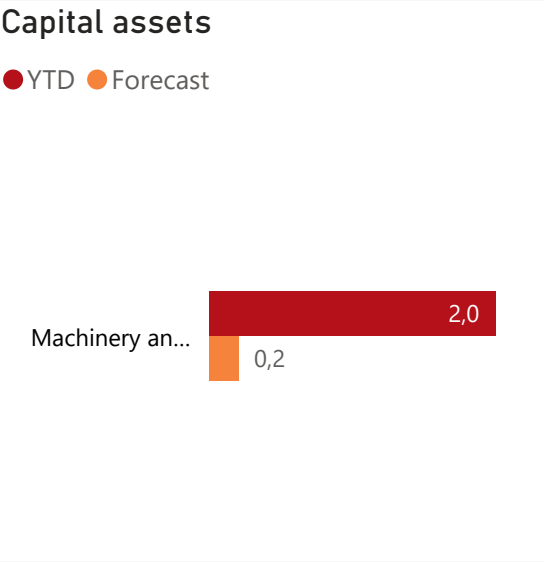
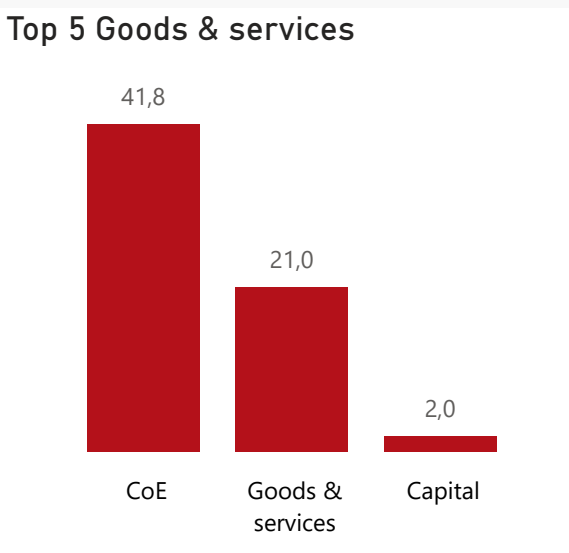
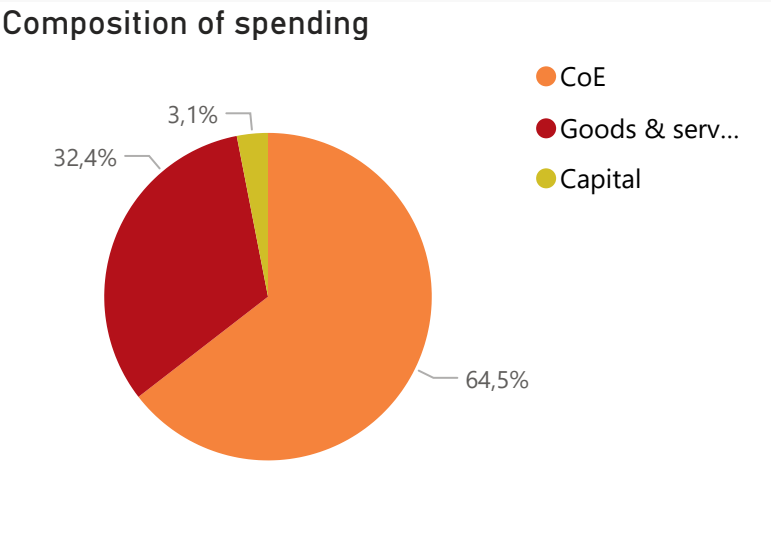
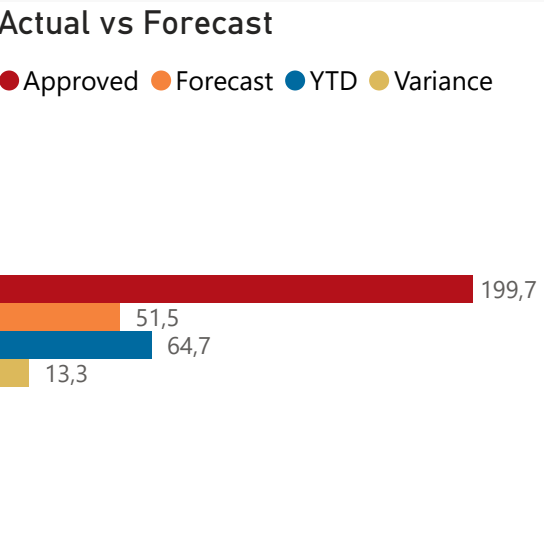
Level 3	Approved	YTD	% YTD
Transfers	205,6	90,3	94,6%
Sales of G&S	16,1	5,2	5,4%
Total	221,7	95,4	100,0%

Top 10 Entities

Iziko Museums of Cape Town 95,4


Public Entities Spending

Approved CoE	Approved G&S	Approved transfers
89,846,5%	105,519,9%	443,343,1%



Spending

Level 3	Approved	YTD	% YTD
CoE	89,8	41,8	64,5%
Goods & services	105,5	21,0	32,4%
Capital	4,4	2,0	3,1%
Total	199,7	64,7	100,0%



○ R billion
● R million
○ R thousand

Quarter

1

Cluster

All

Department

Sport, Arts and Culture

Entity

Iziko Museums of Cape Town